

# GMP QSleek 380 IDH

## Take premium to the MAX!!

- The ideal solution for 3D foiling on Duplo DuSense varnished material
- Works perfectly with specially designed laminating films and 3D foil in different colors





**The GMP QSleek 380 is a semi-automatic machine for 3D foiling, developed in a close co-operation between Albyco, Duplo and GMP.**

**Offer your customers a next level premium!**

### **Perfect foiling results**

The QSleek 380IDH has the most reliable heating system on board that is available on the market. The system that is installed in the QSleek 380 IDH is Induction Heating. The most important condition to make metallic foil stick perfectly on DuSense varnish is to maintain a very stable operating temperature. Induction Heating is a very fast way to take care of heating.

The roller surface is continuously measured with a very high quality heat sensor. In case the temperature drops even a small bit, the Induction Heating will make sure the surface will be heated to the desired temperature in the fastest possible way.

Heat tubes will spread the existing energy inside the roller to each side of the roller, because of this there will be no loss of energy, but heat will be spread evenly over the surface of the roller.

### **Rubber**

The heating roller itself is covered with a silicon compound rubber that was specially designed to completely follow the highs and lows of the coated surface. The challenge is to not only follow the 20 micron coverage of DuSense varnish, but also those places that are covered in 80 micron or even more.

There will be no difference if you foil detailed lines, or nicely printed solids, the rubber will follow precisely.



### **Cooling**

Various delicate parts of the machine itself, but also the substrates that have been varnished with DuSense 3D, are sensitive to heat (fluctuation) and should remain at a stable temperature. In order to cool down those parts, in the machine that could heat up, various fans are installed to cool down with air from the surroundings.



### **3D Foil**

Albyco 3D Foil was designed with ultra-high elasticity. In order to be able to cover high built 3D coatings from top to bottom it is important to be able to bend the foil as much as needed without cracking of the surface.

3D Foil will stick to any kind of polymeric therefore also on toner / E-Ink. It is therefore highly recommended to use a laminating film before varnishing with DuSense. When laminated, the 3D Foil will only stick to DuSense varnish.








### **Semi-automatic**

The QSleek is equipped with a manual fed feeding table. This means that each sheet has to be placed on the table separately. The feeding belts will align the sheets against the stoppers at the gate. The gate will feed the sheets into the QSleek at the best moment.

There are possibilities to install a third party feeder with sensor in front of the feeding table to take care of feeding the sheets on the table at exactly the right moment.



### **Gap**

To feed papers constantly into the machine, GMP's innovative gate system is installed. Different to a laminator where the sheets have to be fed overlapped, on the QSleek the papers will be fed with a gap of approximately 20 mm.

This has been chosen to prevent the rollers from bouncing and because of that damage the coating on the start of each paper edge.



### **Adjustable roller pressure**

Depending on the media thickness a higher or lower pressure of the rollers is needed. The pressure is easily stepless adjustable. Inside the machine high quality pressure valves are mounted, that are able to deliver even more pressure than possibly needed.

### **Compressor**

The QSleek comes with a high capacity compressor that is able to pressurize as much air as needed. With its quick release connector it is also possible to use a company's internal pressurized air system. Please make sure the air is dry before going inside the QSleek because of parts that are delicate to moist.




### **Touch Screen**

The main functions of the machine are controlled from a touch screen. It can even tell you actual temperatures and can be set easily.

Mounted on the feeding side of the machine it is the ideal position to change settings during a job if needed.

### **Cantilever system**

Change over of rolls with 3D foil is made easy with its cantilever system. The shafts on which the rolls are mounted are fixed at the non-operator side, which make a roll change as easy to just slide the roll in place.




# Specifications



A RICOH Company

## QSleek 380 IDH

Dimensions in mm	1700x720x1350
Adjustable feeding table angle	0°, 5° & 10°
Foiling speed	1 mtr/min - 10 m/min
Paper size	380 x 700
Recommended foil	Albyco 3D Foil
Media thickness	120 - 400 g/m <sup>2</sup>
Power connection	AC 220~240V, 50/60Hz, 16 A
Heating time	10 min
Heating method	Induction Heating
Operating temperature	115° C - 145° C
Adjusting settings	Touch Screen
Display	LCD
Roller pressure	Pneumatic
Core adapters	77 mm, 3"
Temperature sensor	External
Weight	240 kg



Albyco Nederland B.V.  
Elschot 2  
NL-4905 AZ Oosterhout  
The Netherlands

Tel.: +31 162 486286

[sales@albyco.com](mailto:sales@albyco.com)  
[www.albyco.com](http://www.albyco.com)

Ref: GMPQSLEEK380F/09/19/EN